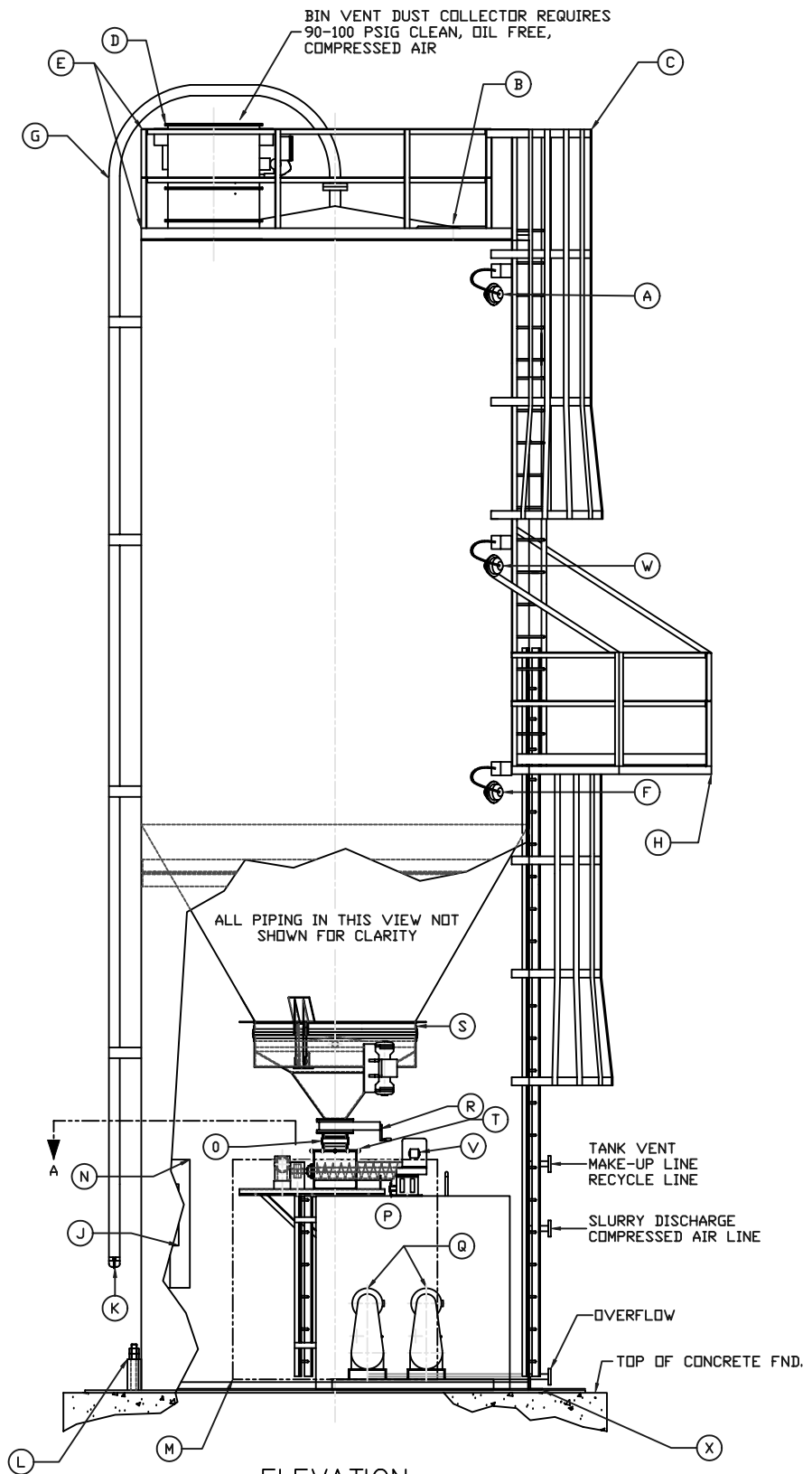


MECHANICAL BILL OF MATERIAL

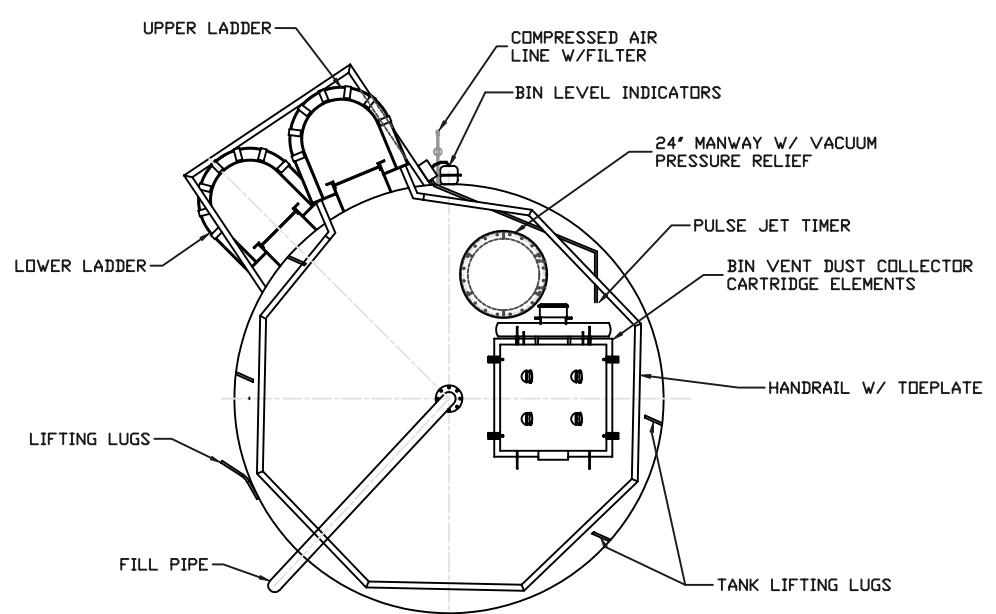
MARK	QTY	DESCRIPTION
A	1	HIGH BIN LEVEL INDICATOR
B	1	24" INSPECTION MANWAY W/ PRV
C*	1	ACCESS LADDER W/ CAGE
D	1	BIN VENT DUST COLLECTOR W/ PLEATED CARTRIDGE ELEMENTS
E	1	HANDRAIL & TOE PLATE ASSY.
F	1	LOW BIN LEVEL INDICATOR
G	1	FILL PIPE (SCH. 40 C.S.)
H*	1	TRANSFER PLATFORM
J*	1	SILO FILL PANEL
K	1	FILL ASSY. W/ CAM LOCK (MALE)
L*	12	ANCHOR BOLT STIRRUP
M	1	DOUBLE DOOR ASSY.
N	1	MAIN CONTROL PANEL
O	1	FLEXIBLE CONNECTION
P	1	SLURRY TANK ,TK-1 (C.S.)
Q	2	SLURRY PUMPS (BY OTHERS)
R	1	GATE VALVE W/ HAND CRANK
S	1	BIN ACTIVATOR
T	1	VOLUMETRIC FEEDER
U	2	LIGHT FIXTURES
V	1	MIXER
W	1	INTERMEDIATE BIN LEVEL INDICATOR
X	1	ANGLE (BASE RING)
Y	1	INSPECTION COVER
Z		

* SHOWN OUT OF LOCATION FOR CLARITY, REFER TO PLAN VIEWS FOR ACTUAL LOCATION.

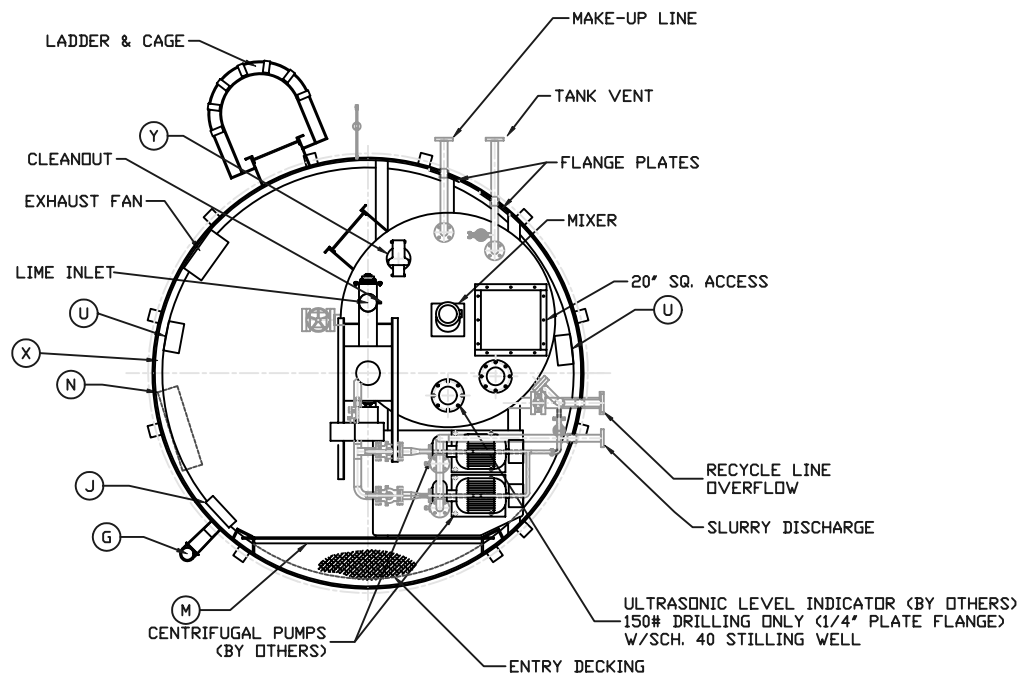


ELEVATION


ITEMS IN THIS VIEW SHOWN OUT OF LOCATION FOR CLARITY, REFER TO PLAN VIEWS FOR ACTUAL LOCATION.



ROOF PLAN VIEW



EQUIPMENT PLAN VIEW SECTION "A-A"



- NOTES:**
- ALL VERTICAL DIMENSIONS & ELEVATIONS ARE IN REFERENCE TO THE TOP OF THE 1" GROUT ALLOWANCE.
 - HYDRO TEST TO 75 PSI

THIS DRAWING IS THE PROPERTY OF
BGRS
IT SHALL NOT BE COPIED OR DUPLICATED AND SHALL NOT BE SUBMITTED TO OUTSIDE PARTIES WITHOUT THE CONSENT OF BGRS INC.

REV	DATE	BY	DESCRIPTION
4	12/15	AWB	AS-BUILT REVISIONS
3	9/20	AWB	CUSTOMER PPMG UPDATES
2	9/20	AWB	CUSTOMER PPMG UPDATES
1	6/15	AWB	CUSTOMER UPDATES

LIME STORAGE & FEED SYSTEM #510043

BGRS INC.
HOUSTON, TEXAS

SCALE: 3/8" = 12"
DATE: 12 AUG 99
D-510043-01